

# PRINCETON CROSSING



**LOT 1**  
KWIK TRIP  
2.61 ACRES  
EXISTING BUILDING  
34 SPACES

**LOT 2**  
COMMERCIAL  
2.50 ACRES  
24,500 SF BUILDING  
99 SPACES  
PARKING RATIO 4/1000 SF

**LOT 3**  
RESTAURANT  
2.06 ACRES  
10,000 SF BUILDING  
109 SPACES  
PARKING RATIO 1/91 SF

**LOT 4**  
COMMERCIAL  
1.95 ACRES  
18,400 SF BUILDING  
85 SPACES  
PARKING RATIO 4.62/1000 SF

**LOT 5**  
RESTAURANT  
1.15 ACRES  
6,300 SF BUILDING  
63 SPACES  
PARKING RATIO 1/100 SF

**LOT 6**  
HOTEL (4-STORY)  
2.87 ACRES  
51,000 SF BUILDING  
96 SPACES  
90 ROOMS

**LOT 7**  
OFFICE  
1.08 ACRES  
9,200 SF BUILDING  
37 SPACES  
PARKING RATIO 4/1000 SF

**LOT 8**  
OFFICE  
1.58 ACRES  
15,000 SF BUILDING  
61 SPACES  
PARKING RATIO 4/1000 SF

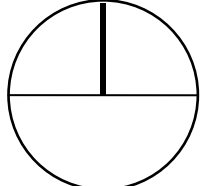
**LOT 9**  
OFFICE  
2.87 ACRES  
18,500 SF BUILDING  
79 SPACES  
PARKING RATIO 4.3/1000

**LOT 10**  
COMMERCIAL  
1.35 ACRES  
11,500 SF BUILDING  
56 SPACES  
PARKING RATIO 4.4/1000

**LOT 11**  
BIG BOX RETAIL  
7.18 ACRES  
70,000 SF BUILDING  
255 SPACES  
PARKING RATIO 1/275 SF

**NATURE PRESERVE**  
SLOPES GREATER THAN 20%  
2.68 ACRES

**RENDERED SITE PLAN**  
SCALE 1" = 150'-0" 10/17/14



**Haselwander**  
COMMERCIAL®

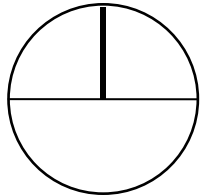
**SDS**  
ARCHITECTS



PRINCETON  
CROSSING



ENLARGED SITE PLAN  
NOT TO SCALE 10/17/14



Haselwander  
COMMERCIAL®

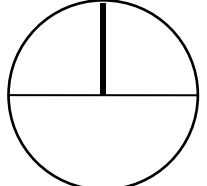




# PRINCETON CROSSING



ENLARGED SITE PLAN  
NOT TO SCALE 10/17/14



Haselwander  
COMMERCIAL®

